

Food Waste Recycling

A Simple Guide




Earthcare
ENVIRONMENTAL

Why are we making changes?


Analysis of what Putaruru households throw away shows that the largest portion of general waste is made up of food waste (40%). We are therefore trialing a change to the way your food waste is disposed of so that we can recycle more and process it in a more environmentally friendly, cost effective and acceptable way.

As we are strongly committed to reduce the amount of waste going to the landfill if, after a settling in period, we identify food waste in your general rubbish bag we reserve the right to reject your bag from our regular collection.

You will have now received the following:



Corn starch liners



Vented kitchen caddy



Lockable food waste collection bin

If you have not received any of these items please call FREE 0800 200 320

What happens to the food waste we collect?

Your food waste will be taken to a special treatment plant to be recycled into compost for agricultural and horticultural use. By recycling food waste you are reducing the amount of waste that goes to landfill sites. Rotting food in landfills produces methane gas, which contributes to climate change.

The maintenance of landfill sites is also becoming increasingly expensive due to the amount of waste we are producing.


2

How do I use the bins?

The system is designed to make food waste disposal easier and more hygienic. The vented kitchen caddy is specially designed to dry out food waste and reduce odours. With the lockable outside bin there will be less smell from your rubbish bin and dogs and cats will be prevented from damaging bags and making a mess.

Here's how it works:

1



Line your caddy with a special 'green' corn starch liner and empty your food waste from plates and dishes straight in.

Remember: do not use plastic bags.

2



We provide your home with 2 corn starch liners per week. When the caddy is full, knot the top of the back to seal the liner and put it into the lockable food bin.

Please do not use ties to close the bag.

3



Keep your food bin outside and out of direct sunlight. Move the handle upright or forward to keep the bin locked and safe from animals.

4



Place the bin out for Kerbside collection on your regular collection day, making sure the handle is in the upright position. Bins can be cleaned with detergent and warm water as required.






What can I put in my kitchen caddy?

You can put all your food waste into your caddy direct from plates and dishes.



YES ... please include these items

- meat and fish – raw and cooked including bones
- eggs and dairy products such as cheese
- raw and cooked vegetables and fruit
- bread, cakes and pastries
- rice, pasta and beans
- uneaten food from your plates and dishes
- tea and coffee grounds



NO ...

do not include:

- any packaging
- tins or cans
- plastic bags
- oil or liquid fat
- glass or plastic
- liquids

Home Composting

If you are already composting at home please keep it up! Make sure you are only composting uncooked vegetables, fruit and peelings. Anything you don't want in your compost, such as meat, fish, and bones, can be placed in the food waste collection bin.

We will collect your food waste bin each Tuesday as part of your regular rubbish collection.

Simply put the (larger) outside food waste bin out at the kerbside with the handle in the locked (upright) position. Make sure it can be seen clearly by our collection crew.

Need more caddy liners?

We supply enough kitchen caddy liners for you to use 2 per week. Additional liners are available for purchase from the Putaruru office of the South Waikato District Council.



Please leave your bin on the kerb edge with the handle up in the 'locked' position. Put your address or house number on your bin to prevent it becoming misplaced.

Your food waste bin collection day is:


Please make sure your food waste bin is out at the kerb by 8.00am on collection day.



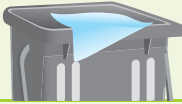
My collection day is
Tuesday
at 8:00 AM

5

Tips for recycling food waste



Keep your kitchen caddy where it's easily accessible or under your kitchen bench.



With the special liners used correctly your caddy and bin should only need occasional cleaning by rinsing with clean water or wiping with a kitchen towel.



Always knot top of your caddy liner when it is full to prevent spillage.



If you need more liners they can be purchased from the SWDC Putaruru office.

23 B

Put your house number on your larger bin so it doesn't get misplaced.

8:00 AM

Make sure your bin is out by 8.00am and that it can be clearly seen.



Always keep your bin locked to prevent animals making a mess of your rubbish.



Try not to waste food by buying or cooking too much at a time.

Q

What does this service cost?

This trial service will have no cost to the ratepayer or household apart from the minimal cost of purchasing extra bio-degradable liners should you need them.

Q

Why are we doing this?

Over 40% of waste in the average household is food waste. When this decomposes in a landfill it produces methane gas, a major cause of global warming.

Q

Will the food bin smell?

Not if you empty your kitchen caddy regularly into the larger outside food waste bin and tie up the special liner. Our special vented kitchen caddies are designed to reduce or eliminate smells. The outside bin has a sealable and lockable lid.

Q

I don't have time for this – why should I have to?

It is important that we all do what we can to reduce food waste going to landfill as it generates powerful greenhouse gases and is costing all of us a lot of money. It will also extend the life of the landfill and put off the major costs of building a new one.

Q

Why can't I use ordinary plastic bags to line my caddy?

Unlike plastic bags, the supplied corn starch bags are fully biodegradable and therefore compostable. If you run out of bags temporarily you can line your caddy with newspaper. Additional bags can be purchased from the South Waikato District Council Putaruru office.

Q

Can we continue to put food waste in our general rubbish bags?

It is great for the environment if we are able to reduce the volume of general waste that is going to landfill. Because of that we reserve the right to refuse collection of any general rubbish bags that clearly have food waste included in them. We will not consider taking that action until there has been a reasonable settling in period of our food waste trial.

- Reduces the odour caused by rotting food waste in your general rubbish bin.
- The lockable outside bin deters pests.
- It could reduce your general rubbish by up to 40%.
- Gives you the opportunity to recycle more of your waste.
- Reduces the amount of methane gas produced in landfill sites, a major cause of global warming.
- Helps South Waikato District Council (and ultimately residents) to keep down the cost of waste disposal in landfills.
- By recycling we can help sustain natural resources and leave the world a better place for our children and grand children.
- It's easy and convenient with weekly kerbside collection along with other waste.

Features of your new food waste bins




Lockable lids

Lock the lid by moving the handle to the upright position

Wipe-clean interior

Easy to clean so no grime gets trapped



Vented and solid

Reduces odor and bins are designed to last

Compostable liners

Environmentally friendly and easy to tie

If you have any queries about the food waste collection service or recycling in general please contact us: